

DN25 – DN80

Operating Conditions

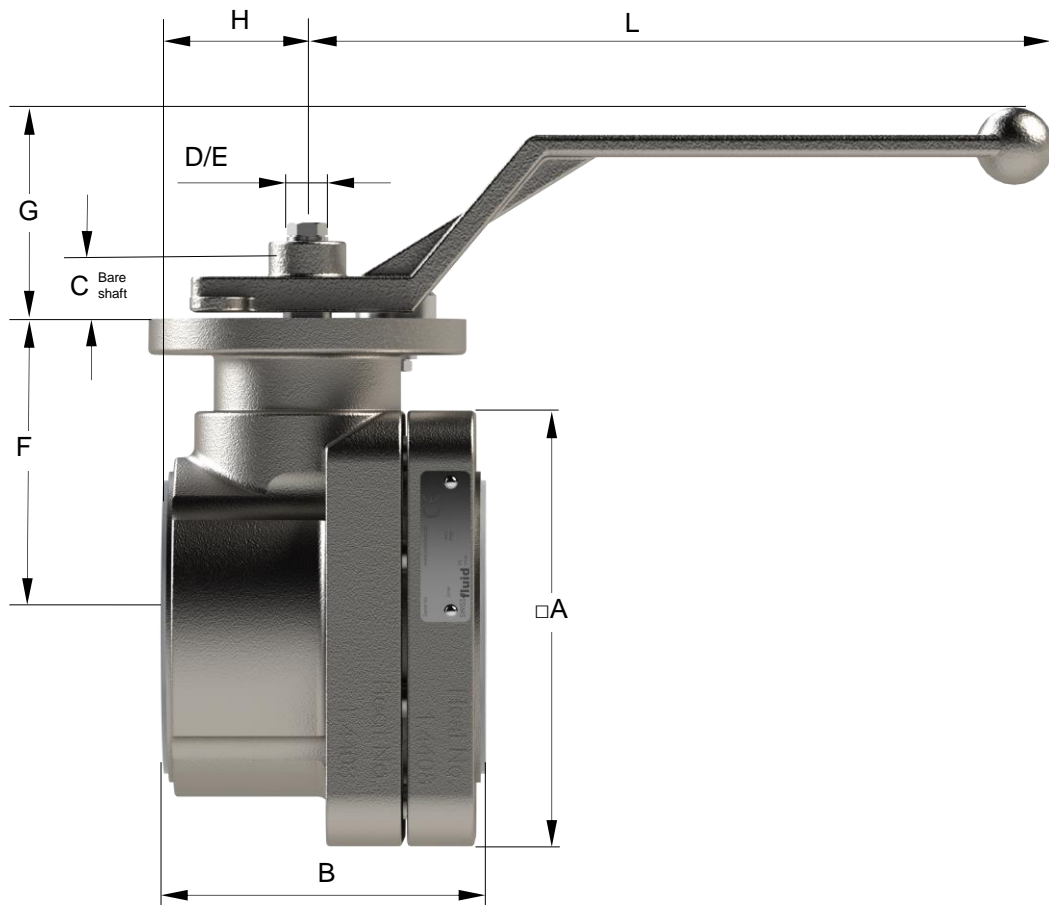
- Temperature range from -40°C (-40°F) up to $+200^{\circ}\text{C}$ ($+392^{\circ}\text{F}$), depending on body and lining material
- Pressure range from 1 mbar (0.01 psi) up to 16 bar (232 psi), depending on size/pressure/temperature

Testing / Marking

- Pressure and tightness testing according to EN 12266-1, leakage rate A, resp. API 598
- Testing of the plastic linings for porosity with 35 kV
- Marking of valves on body and name plate acc. to EN 19
- Material- resp. test certificates acc. to EN 10204-3.1/2.2/2.1

Manual Valve

Standard-version with hand lever

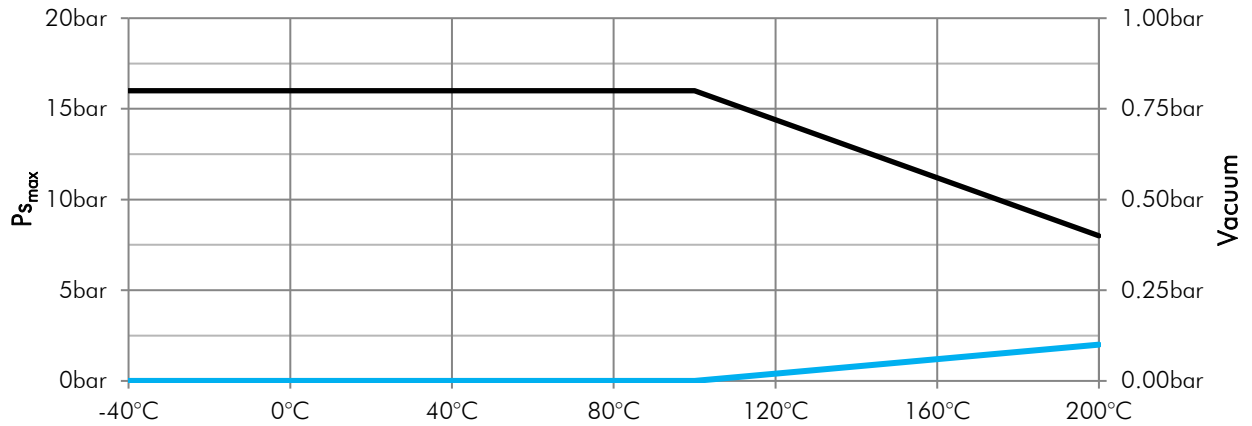


Dimensions in mm

DN size	□A	B	C	D dia.	E DD	F	G	H	L	ISO	kg	kg Handle
25	96	75	19	14	11	70	60	36	211	F07	3.4	0.36
40	122	90	19	14	11	87	60	40.5	211	F07	6.0	0.36
50	132	100	19	14	11	94	60	50.5	211	F07	7.4	0.36
80*	∅142	130	23	18	14	106	60	65	319	F07	10.0	0.61

*DN80 reduced port to DN65

B= DN+50 = overall lengths in mm

Pressure-/Temperature Diagram


Low temperature or austenitic steels are required for use below -10°C operating temperature.

Torque Values Nm (in-lbs = Nm x 8.85)

Torque values for PFA-ball and PFA lined bodies

DN size	25	40	50	80
Torque nom	12	23	30	50
max. allow	145	206	206	320

Stated values to be break-away torques without any consideration of safety factors (min. 1.3) for pneum. actuators

Flow Rate Values Kv in m³/h (Cv = Kv x 1.16)

DN size	25	40	50	80
Flow Rate	50	120	183	370

Options
Cs-Ball

to prevent media residues inside ball cavity, for full drainage


V-Port Ball

suitable for control applications, with various contours


Vented Ball

with drilled vent hole, suited for upstream pressure relief

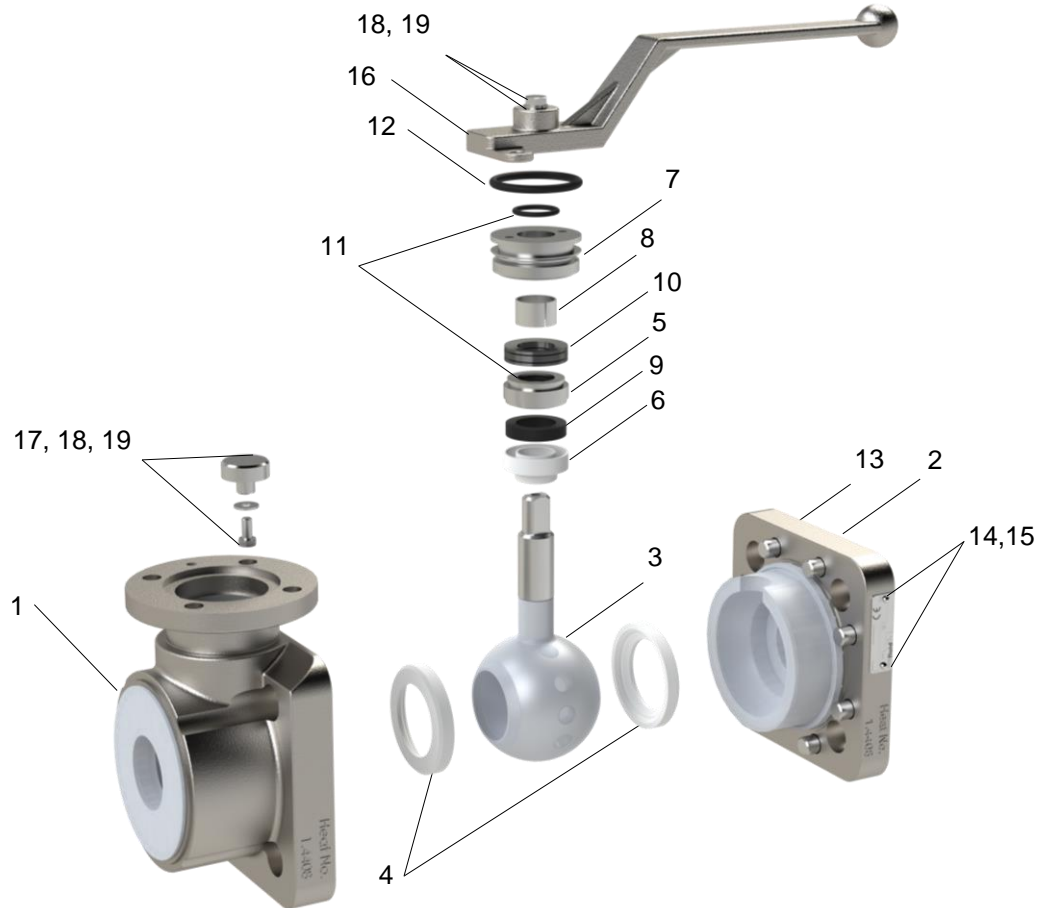

Typical Service Applications

- CPI
- Petro-Chemical
- Bio-Tech
- Pharmaceutical Industry
- Pulp and Paper
- Food Processing
- Paint and Pigments
- Fertilizers
- Textile Industry
- Mining and Steel
- Water Treatment
- .

Special trims upon request

Standard Version (Picture showing Wafer DN40 PN40 CF-8M A351, PFA-lined, with handle)

Parts list manual valve



Item	Qty.	Description	Material Description	Material No. DIN 17440/41
1	1	Body Half Left, lined	CF-8M/PFA	1.4408
2	1	Body Half Right, lined	CF-8M/PFA	1.4408
3	1	Ball/Shaft one-piece, encapsulated	Duplex/PFA	1.4469
4	2	Ball Seat	PTFE	
5	1	Pressure Sleeve	SS316L	1.4404
6	1	Sealing Sleeve	PTFE	
7	1	Threaded Bushing	SS316L	1.4404
8	1	Bearing	C. Steel/PTFE	
9	1	Elastomer-Insert	VMQ	
10	4	Belleville Spring	Spring Steel	1.8159
11	2	O-Ring	FPM	
12	1	O-Ring	FPM	
13	8	Socket Head Cap Screw	A2-70	1.4310
14	1	Name Plate 42 x 14 CE	A2	1.4301
15	2	Hammer Screw 2.49 x 4.76	A2	1.4310
16	1	Handlever	SS304	1.4308
17	1	Stop	SS316L	1.4404
18	2	Hex. Head Cap Screw	A2-70	1.4310
19	2	Lock Washer	SS304	1.4310

Specification

Project-/Customer Data		Inquiry/Date: _____		Ref. SF _____	
Company:		Contact Person:		Phone:	
Address:		Function:		Fax:	
ZIP/Place:		Department:		E-mail:	
Project:		Phone direct:		Mobile:	

Operating Conditions
Media / Chemical Composition:

<input type="checkbox"/> liquid	<input type="checkbox"/> powdery	<input type="checkbox"/> crystallizing	<input type="checkbox"/> sticky	<input type="checkbox"/> Spec. Grav. _____
<input type="checkbox"/> gaseous	<input type="checkbox"/> Solids ____ %	<input type="checkbox"/> viscous	<input type="checkbox"/> Flow Velocity _____ m/s	
<input type="checkbox"/> abrasive	<input type="checkbox"/> Particle _____ mm	<input type="checkbox"/> Visc. _____ cp	<input type="checkbox"/> Flow Rate _____ m ³ /h	

Pressure

 max. _____ bar
 min. _____ bar

Temperature

 max. _____ °C
 min. _____ °C

Mode
 On/Off
 Flow Control
 ____ cycles/ ____

Installation / Environment
 horizontal
 vertical

 Room dry
 Room humid
 outdoor

Remarks:

SBW Product Code

Specification of a complete Ball Valve SBW

Prod. Code	Nom. size	Flange conn.	Body	Lining body	Elastomer	Ball encaps./solid	Shaft end	Options
SBW	25	PN40	G15	A85	E68	U85	DD	
	25 - 80		G15 CF-8M	A85 PFA A86 PFA-AS A88 PVDF A89 PP A91 ETFE	E60 EPDM E67 FPM E68 VMQ E72 FFFPM	U85 PFA U86 PFA-AS U88 PVDF U89 PP U91 ETFE S40 Ti. Gr. 2 S41 Ti. Gr. 7 S43 Hast. C-276	DD DD (2-drive) SP SQ parallel SR SQ 45° rot.	Cs Cs ball Vh Vented ball Vp15 15° V-Port Vp30 30° V-Port Vp45 45° V-Port Vp60 60° V-Port B7 B7 body bolts Ti Ti. Gr. 2 bolts RAL... Special paint

Note: Actuator options and accessories to be specified on orders separately.